

# MGA News

November 2010

Volume 3, Issue 2

## Special points of interest:

- First day of the second grading period—Nov. 3
- FCAT Field Trip—Nov. 5
- Veteran's Day—Nov. 11 **NO SCHOOL**
- Thanksgiving Day—Nov. 25 **NO SCHOOL** Thurs. or Fri.

## NEW AMENDMENT IMPACTS CHARTER SCHOOLS

Amendment 8 is a new amendment up for ratification. It will be a law that will affect schools in Florida, especially charter schools. The Amendment, if passed, is supposed to increase, but not eliminate, the ratio of students allowed in a classroom.

Currently, the numbers are:

- 18 students per class from pre-K to 3rd grade
  - 22 students per class from 4<sup>th</sup> grade to 8<sup>th</sup> grade
- And 25 students per class from 9<sup>th</sup> grade to 12<sup>th</sup> grade.

The law will change it to:

- 21 students per class from pre-K to 3<sup>rd</sup> grade
  - 27 students per class from 4<sup>th</sup> to 8<sup>th</sup> grade
- And 30 students per class in 9<sup>th</sup> grade to 12<sup>th</sup> grade

If the law is passed, it will benefit charter schools. Charter schools do not get district funding, only state funding. If the law is passed, charter schools won't have to spend so much money on building more buildings to accommodate students or hiring more teachers. They will be able to spend more

money on getting more school supplies for students and for offering more electives for students.

According to Mrs. Marrero, the principal, the new law will allow them to save more money for the students' benefit. It will benefit students and teachers. Students will get a better education because the money saved will be used for computers, books, and other supplies.

"I think it gives us the opportunity to be flexible," Mrs. Marrero said. "It will allow students to get help where they need it and to help them learn more and accelerate in their classes."

## Inside this issue:

FCAT Field Trip	2
Things to Do in Nov.	2
Veteran's Day crafts continued	3
Veterans Day poem	3
October's Students of the Month	4
Birthdays	4

## CRAFTY IDEAS TO HONOR VETERANS


by Angelo Molina-Castro and Rebecca Bohigas

Veterans Day is a national holiday that honors the military veterans. It is a federal holiday celebrated on November 11. Veterans Day was originally set as a U.S. legal holiday to honor the end of World War I, which officially took place on November 11, 1918. However, Veterans Day is observed on the

fourth Monday of every November.

A good way to honor those soldiers who died fighting for this country would be to make a star wreath, or to make a craft stick flag.

To make the star wreath you will need red, white, and blue construction paper. You will also need a paper plate, scissors, glue, and if you want, glitter. Cut a large hole in the center of the paper plate. Cut out a bunch



of red, white, and blue stars and glue them to the paper plate. If you want you can put

*(Continued on page 3)*

## SUCCESS ON FCAT LEADS TO ADVENTURE

by Luis Duran

Mater Gardens will be hosting its annual FCAT reward trip the first week of November. After students voted on an Orlando amusement park the chosen park was Islands of Adventure.

Students who got only 4's and 5's on the FCAT were chosen to participate in the field trip. They will be leaving

the school around 5:30am to arrive at the park by 9:30pm. They will be leaving the park at 6:00pm and will be arriving at the school around midnight.

"It was a very exciting moment and eight hours on a cold bus was totally worth it," said Jose Arrieta about last year's trip. "I am really looking forward to going again."

Students who are going had to pay 30 dollars to cover the expense of the buses; the

school pays the entrance fee. Around 110 students will be going and around 20 parents along with several members of the faculty and staff. Parents are allowed to follow the bus if they wish to join the kids at Islands of Adventure.

Students should take money for meals and a change of clothes if they plan to ride the water rides.

## PUMPKIN PIE RECIPE FOR THANKSGIVING

Pumpkin Pie

Ingredients:

- 1 egg
- 1 tablespoon all-purpose flour
- $\frac{3}{4}$  cup white sugar
- $\frac{1}{2}$  teaspoon salt
- 1  $\frac{1}{2}$  cups pumpkin puree
- 1  $\frac{1}{2}$  cups evaporated milk
- $\frac{1}{2}$  teaspoon ground cinnamon
- $\frac{1}{2}$  teaspoon ground ginger
- $\frac{1}{4}$  teaspoon ground nutmeg
- 2 tablespoon light corn syrup
- 1 9-inch pie crust

Directions:

Preheat oven to 450° F

Add the sugar gradually to the pumpkin puree. Beat well and stir in the flour, salt and spices. Stir in the corn syrup and beat well. Stir in the slightly beaten egg, then slowly add the evaporated milk, mixing until well blended. Pour the batter into the unbaked shell.

Bake at 450° F for 10 minutes then reduce the oven temperature to 325° F and continue baking the pie for an additional 30 minutes, or until a knife inserted into the mixture comes out clean.

## THINGS TO DO IN NOVEMBER

There are many fun things to do in Miami. Read on to learn more about what you can do in November.

- Megamind is coming out on November 5 in 3D and IMAX 3D. MEGAMIND is rated PG.
- On November 6, 2010, the Gold Coast Railroad Museum is offering free admissions from 11:00 to 4:00. It's located AT 12450 SW 152<sup>ND</sup> street Miami, FL 33177. They are serving free ice cream (while supplies last) from 11:00 to 2:00.
- On November 13, the whole family gets in free to the Miami Art Museum at 101 West Flagler Street Miami, FL 33130. This features hands-on activities for children and adults. It includes live music, storytelling, guided tours, gallery games, and dance performances. This is provided by MetLife Foundation.
- November 13 is also Family Fun Day in the Historical Museum located at 101 West Flagler Street Miami, FL 33130.
- On November 24, Tangled is coming out in 3D and IMAX 3D.

# SCISSORS, GLUE, RED, WHITE AND BLUE



(Continued from page 1)

the names of soldiers on the stars and put glitter on the stars.

To make the craft stick flag you will need 13 craft sticks, red and white acrylic paint, paint brushes, blue construction paper, glue, and white construction paper or a white gel pen. Paint five craft sticks red and the other four white. Glue all of them together in an altering pattern. In other words, a red one and then a


white one and continue the order. Glue three craft sticks to the back of the nine like this:

tiny white stars. Glue another craft stick to the long craft stick on the back. This is what it should look like:



Cut a small square out of blue construction paper and glue it to the top left corner of the flag. Cut out tiny stars or use the white gel pen to draw

**Broad stripes and bright stars.... gave proof....**



**Veteran**

I was a proud veteran  
That served my country well  
To those that would listen  
I had many stories to tell.

We fought for America's freedom  
In far away places on foreign land.  
Wherever the battle for democracy raged,  
America's finest made a stand.

We fought for your future  
And the right to remain free.  
For we saw what freedom meant  
To those not blessed with Liberty.

For you and yours  
We would gladly have given our life.  
We faced the fears and perils of battle  
We braved endless turmoil and strife.

Please remember us veterans  
And the sacrifices we made for you.  
Please share the blessings of freedom,  
Proudly wave the red, white and blue.

Lynne Carey  
Copyright 2004

**that our flag was still there.**

**Broad stripes and bright stars ....**

**gave proof .... that our flag was still there.**

# OCTOBER STUDENTS OF THE MONTH

by Luis Duran

The Mater Gardens students of the month have been selected for October. The Student of the Month program recognizes the actions and efforts of individuals. Classroom teachers can nominate one child per month. In order to be student of the month you must have great academic performances, you must put in effort, you must have good character, you must behave, you need to poses social relationships, you need to complete all home work assignments, have perfect attendance, and last but not least you must follow the uniform policy. Congratulations to:

Adrian Cortes 6th

Emily Miranda 3rd

Karina Silva 7th

Anabella Aguila 1st

Adrian Santana K

**Mater Gardens Academy  
Charter School**

9010 NW 178th lane  
Miami Gardens, FL 33018

Phone: 305-512-9775  
Fax: 305-512-3708

---

WE ARE ON THE WEB!  
MATERGARDENS.COM

---

## HAPPY BIRTHDAY TO YOU...

Acosta	Anthony	11/20/2002	Londono	Serena	11/24/2000
Alegre	Karina	11/26/1999	Lopez	Amanda	11/25/1998
Alvarez	Jennah	11/8/2003	Luna	Valery	11/18/2000
Arocha	Cristian	11/9/1998	Mairena	Bryan	11/5/2003
Bellver	Johanna	11/29/2000	Martinez	Vanessa	11/19/1998
Bush	Ashley	11/6/2003	Masso	Kerra	11/1/1998
Cabrera	Carlos	11/30/2000	Miranda	Daniela	11/21/1999
Cabrera	Valerie	11/15/1998	Morales	Jason	11/4/1999
Cabrera	Daniela	11/17/1998	Nunez-Prado	Richard	11/30/1997
Chino	Christopher	11/30/2001	Oliva	Kimberly	11/19/1999
Christie	Jade	11/21/2003	Perez	Jeileen	11/23/2004
Colina	Nicole	11/5/2000	Pineiro	Matthew	11/23/2004
Cue	Melanie	11/10/2001	Placer	Masiel	11/17/2004
Diaz	Victor	11/13/2004	Reyes	Daniela	11/19/1999
Fernandez	Daniela	11/20/2003	Rodriguez	Michael	11/10/2003
Forte	Stephanie	11/3/1997	Rophail	Matthew	11/9/2001
Gautier	Nicholas	11/26/2000	Rosario	Kimberly	11/18/1998
Gonce	Emily	11/6/2003	Sanchez	Katherine	11/12/1997
Gonzalez	Guillermo	11/24/2003	Santiesteban	Elizabeth	11/12/2003
Gonzalez	Kianna	11/28/2004	Santos	Ariel	11/20/1997
Gonzalez	Sebastian	11/4/2003	Sayim	Marcela	11/23/1999
Guerra	Matthew	11/22/2004	Thomas	Devyn	11/6/2003
Hernandez	Bastyan	11/26/2001	Torres	Melanie	11/11/2004
Jaramillo	Matthew	11/30/2004	Vasquez	Christian	11/18/19993
Leon	Julio	11/18/1997	Wilson	Carter	11/12/2002
Lima	Yaliel	11/16/2002	Zamora	Ricky	11/24/2004